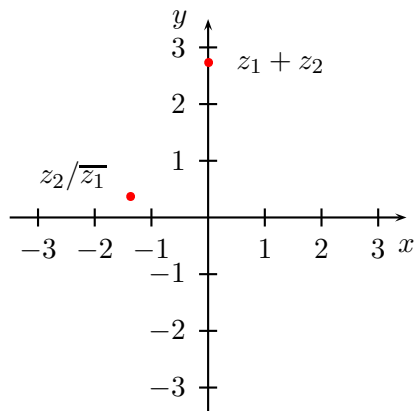


1.



$$z_1 = 1 + i = \sqrt{2}e^{i\pi/4},$$

$$z_2 = 2e^{i2\pi/3} = -1 + i\sqrt{3}$$

$$z_1 + z_2 = i(1 + \sqrt{3}) \approx i2.732$$

$$z_2/\bar{z}_1 = \frac{-1 + i\sqrt{3}}{1 - i} = \frac{-1 + i\sqrt{3}}{1 - i} \cdot \frac{1 + i}{1 + i}$$

$$= \frac{(-1 + i\sqrt{3})(1 + i)}{2} = -\frac{1 + \sqrt{3}}{2} + i\frac{\sqrt{3} - 1}{2}$$

$$\approx -1.366 + i0.366$$

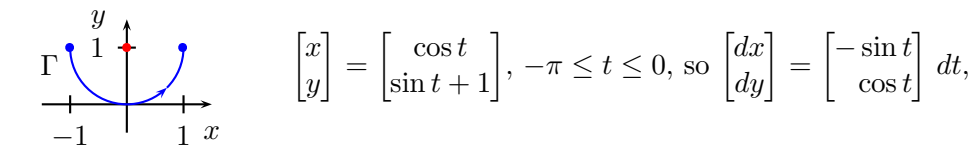
2.  $f(z) = 3e^{i\pi/3}z + 3i$

3. If  $f(x + iy) = x^2 + y^2 + i2xy$ , then  $\Re[f] = u = x^2 + y^2$  and  $\Im[f] = v = 2xy$ , so

$$\begin{bmatrix} u_x & u_y \\ v_x & v_y \end{bmatrix} = \begin{bmatrix} 2x & 2y \\ 2y & 2x \end{bmatrix}$$

The first Cauchy-Riemann equation  $u_x = v_y$  is always satisfied, but the second  $u_y = -v_x$  only holds when  $y = 0$ . Thus, the set where  $f$  is complex differentiable is the  $x$  axis.

4.

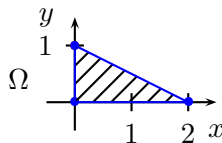


$$\begin{bmatrix} x \\ y \end{bmatrix} = \begin{bmatrix} \cos t \\ \sin t + 1 \end{bmatrix}, \quad -\pi \leq t \leq 0, \quad \text{so} \quad \begin{bmatrix} dx \\ dy \end{bmatrix} = \begin{bmatrix} -\sin t \\ \cos t \end{bmatrix} dt,$$

$$\int_{\Gamma} y dx - x dy = \int_{-\pi}^0 (\sin t + 1)(-\sin t) dt - \cos t \cos t dt = \int_{-\pi}^0 [-(\sin t)^2 - \sin t - (\cos t)^2] dt$$

$$= \int_{-\pi}^0 (-1 - \sin t) dt = [-t + \cos t]_{-\pi}^0 = 2 - \pi$$

5.



$$\iint_{\Omega} xy^2 dx dy = \int_0^2 \left[ \int_0^{-\frac{x}{2}+1} xy^2 dy \right] dx = \int_0^2 \left[ \frac{xy^3}{3} \right]_0^{-\frac{x}{2}+1} dx$$

$$= \int_0^2 \frac{x(-\frac{x}{2} + 1)^3}{3} dx = \int_0^2 \frac{x}{3} \left[ -\frac{x^3}{8} + \frac{3x^2}{4} - \frac{3x}{2} + 1 \right] dx = \int_0^2 \left[ -\frac{x^4}{24} + \frac{x^3}{4} - \frac{x^2}{2} + \frac{x}{3} \right] dx$$

$$= \left[ -\frac{x^5}{120} + \frac{x^4}{16} - \frac{x^3}{6} + \frac{x^2}{6} \right]_0^2 = -\frac{4}{15} + 1 - \frac{4}{3} + \frac{2}{3} = \frac{1}{15}$$